

How to Use Missed Call Service (Simple)

Step 1: - Missed Call Service (Simple)

In Missed call Service When Someone Calling you, System Automatically Disconnect a Call and **send SMS** or **Call-back**.

Voice India : Business Voice Broadcasting Server

Home Broadcast Report Setting Freebies Help


Missed call Service

When SomeOne Calling You, System Automatically Disconnect a Call and Send SMS or CallBack

Simple No Data

- Voice Audio reaches the recipients.

SMS Ex.
Thank You For Contacting Us, Our Gold Price for Today is 28000 rupees.

 Tutorial


Enable

Set Up

Interactive With Data

- Voice Audio reaches the recipients With Detail like Payment Amout, Due Date, Student's Marks.

SMS Ex.
Your Payment 46000 rs on Date (xx/xx/xx) Overdue, So Please Make Payment as Soon as Possible.

 Tutorial

Enable

Set Up

Product By : Laxmi Software Technology | Web : www.VoiceIndia.co.in | Care : +91 8100 82 82 82 | Copyright © 2015 - 2019, All Rights Reserved

Step 2: - Keyword

When someone call you and you want to give reply

Reply using SMS

Check Send SMS: - Type Message that you want to send caller and you must select way to send SMS

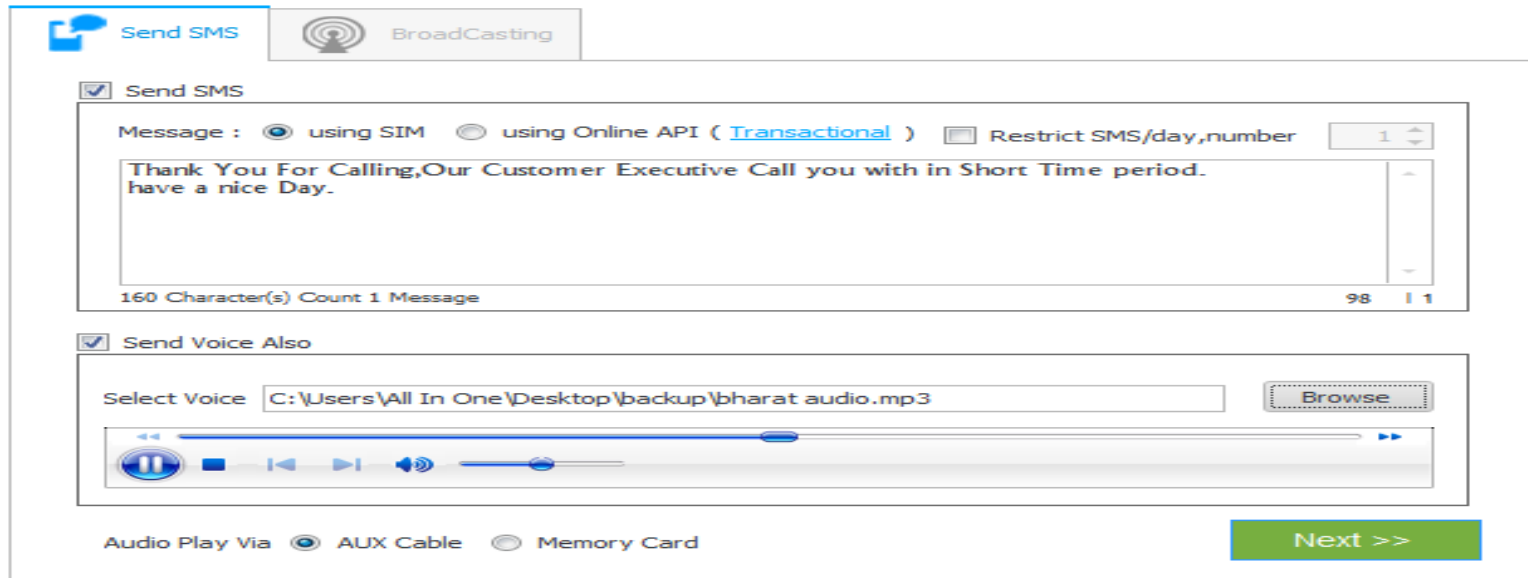
From SIM: - Consider charge as per network Operator charges.

From API:-Setup Your API from your Login Panel. (Help > Client Online Login)

Restrict SMS: - If you want to restrict SMS that only one number per day can receive one SMS only,
Just Check restrict option and select Number of SMS.

Reply using Voice: - Check Send Voice also Click on Browse Button so Select Voice. Also you can preview voice.

Missed Call Service (Simple)



The screenshot shows a web interface for configuring missed call services. It has two tabs: "Send SMS" (active) and "BroadCasting".

Send SMS Section:



- Checkmark: Send SMS
- Message type: using SIM, using Online API ([Transactional](#))
- Restrict SMS/day,number: Restrict SMS/day,number (value: 1)
- Message text: "Thank You For Calling,Our Customer Executive Call you with in Short Time period. have a nice Day."
- Character count: "160 Character(s) Count 1 Message"
- Count: "98 | 1"

Send Voice Also Section:

- Checkmark: Send Voice Also
- Select Voice: "C:\Users\All In One\Desktop\backup\bharat audio.mp3" (with a "Browse" button)
- Audio player: Includes play/pause, stop, previous, next, and volume controls.
- Audio Play Via: AUX Cable, Memory Card
- Next button: "Next >>"

Step 3:- Broadcasting

Missed Call Service (Simple) ×

 Send SMS  BroadCasting

Congratulation :

You have Successfully created Simple Setting For Incoming Call.
[Click to reset](#)

Declaration :

Making Voice Call / SMS From VoiceBroadcasting Software at your Own risk, and Developer Not Taking Any Risk for Your Call / SMS.

I Accept,